

Election Summary Report
DEFIANCE COUNTY GENERAL ELECTION November 6, 2018
Summary For Jurisdiction Wide, All Counters, All Races
Defiance County Official Canvass

Date: 11/20/18
 Time: 12:23:13
 Page: 1 of 3

Registered Voters 26171 - Cards Cast 14169 54.14%

Num. Report Precinct 33 - Num. Reporting 33 100.00%

GOV/LT GOV

Total	33	33	100.0 %
Number of Precincts Reporting	33	33	100.0 %
Times Counted	14169/26171	14169/26171	54.1 %
Total Votes	13960		
Cordray/Sutton	4649	33.30%	
DeWine/Husted	8834	63.28%	
Gadell-Newton/Joseph	175	1.25%	
Irvine/Grayson	295	2.11%	
Write-in Votes	7	0.05%	

U S SENATOR

Total	33	33	100.0 %
Number of Precincts Reporting	33	33	100.0 %
Times Counted	14169/26171	14169/26171	54.1 %
Total Votes	13829		
Sherrrod Brown	5812	42.03%	Dem
Jim Renacci	8003	57.87%	Rep
Write-in Votes	14	0.10%	

ATTORNEY GENERAL

Total	33	33	100.0 %
Number of Precincts Reporting	33	33	100.0 %
Times Counted	14169/26171	14169/26171	54.1 %
Total Votes	13688		
Steve Dettelbach	4729	34.55%	Dem
Dave Yost	8959	65.45%	Rep

REPRESENTATIVE TO CONGRESS (5TH DISTRICT)

Total	33	33	100.0 %
Number of Precincts Reporting	33	33	100.0 %
Times Counted	14169/26171	14169/26171	54.1 %
Total Votes	13965		
J. Michael Galbraith	4420	31.65%	Dem
Don Kissick	349	2.50%	Lib
Bob Latta	9196	65.85%	Rep

AUDITOR OF STATE

Total	33	33	100.0 %
Number of Precincts Reporting	33	33	100.0 %
Times Counted	14169/26171	14169/26171	54.1 %
Total Votes	13488		
Robert C. Coogan	573	4.25%	Lib
Keith Faber	8582	63.63%	Rep
Zack Space	4333	32.12%	Dem

STATE SENATOR

Total	33	33	100.0 %
Number of Precincts Reporting	33	33	100.0 %
Times Counted	14169/26171	14169/26171	54.1 %
Total Votes	13574		
Robert McColley	9136	67.31%	Rep
Adam Papin	4438	32.69%	Dem

SECRETARY OF STATE

Total	33	33	100.0 %
Number of Precincts Reporting	33	33	100.0 %
Times Counted	14169/26171	14169/26171	54.1 %
Total Votes	13633		
Kathleen Clyde	4555	33.41%	Dem
Frank LaRose	8687	63.72%	Rep
Dustin R. Nanna	389	2.85%	Lib
Write-in Votes	2	0.01%	

STATE REPRESENTATIVE (82ND DISTRICT)

Total	33	33	100.0 %
Number of Precincts Reporting	33	33	100.0 %
Times Counted	14169/26171	14169/26171	54.1 %
Total Votes	13745		
Aden Wyatt Baker	4502	31.30%	Dem
Craig S Riedel	9443	68.70%	Rep

COUNTY COMMISSIONER

Total	33	33	100.0 %
Number of Precincts Reporting	33	33	100.0 %
Times Counted	14169/26171	14169/26171	54.1 %
Total Votes	11003		
Ryan Mack	11003	100.00%	Rep

TREASURER OF STATE

Total	33	33	100.0 %
Number of Precincts Reporting	33	33	100.0 %
Times Counted	14169/26171	14169/26171	54.1 %
Total Votes	13582		
Rob Richardson	4504	33.16%	Dem
Robert Sprague	9078	66.84%	Rep

AUDITOR

Total	33	33	100.0 %
Number of Precincts Reporting	33	33	100.0 %
Times Counted	14169/26171	14169/26171	54.1 %
Total Votes	11104		
Jill R Little	11104	100.00%	Rep

Charlene L. Bird

John

Robert Sprague

Election Summary Report
DEFIANCE COUNTY GENERAL ELECTION November 6, 2018
 Summary For Jurisdiction Wide, All Counters, All Races
 Defiance County Official Canvass

Date: 11/20/18
 Time: 12:23:13
 Page: 2 of 3

Registered Voters 26171 - Cards Cast 14169 54.14%

Num. Report Precinct 33 - Num. Reporting 33 100.00%

JUSTICE SUPREME COURT

	Total
Number of Precincts	33
Precincts Reporting	33 100.0 %
Times Counted	14169/26171 54.1 %
Total Votes	11164
Craig Baldwin	5220 46.76%
Michael P. Donnelly	5944 53.24%

Delaware Roads Bridges		Total
Number of Precincts		2
Precincts Reporting		2 100.0 %
Times Counted		783/1405 55.7 %
Total Votes		770
FOR THE TAX LEVY		527 68.44%
AGAINST THE TAX LEVY		243 31.56%

JUSTICE SUPREME COURT

	Total
Number of Precincts	33
Precincts Reporting	33 100.0 %
Times Counted	14169/26171 54.1 %
Total Votes	10891
Mary DeGenaro	5586 51.29%
Melody J. Stewart	5305 48.71%

Milford Roads Bridges		Total
Number of Precincts		1
Precincts Reporting		1 100.0 %
Times Counted		397/687 57.8 %
Total Votes		387
FOR THE TAX LEVY		264 68.22%
AGAINST THE TAX LEVY		123 31.78%

JUDGE OF THE COURT OF APPEALS 3RD APPELLATE

	Total
Number of Precincts	33
Precincts Reporting	33 100.0 %
Times Counted	14169/26171 54.1 %
Total Votes	9107
John R. Willamowski	9107 100.00%

Ney Fire		Total
Number of Precincts		1
Precincts Reporting		1 100.0 %
Times Counted		121/223 54.3 %
Total Votes		119
FOR THE TAX LEVY		84 70.59%
AGAINST THE LEVY		35 29.41%

State Issue 1

	Total
Number of Precincts	33
Precincts Reporting	33 100.0 %
Times Counted	14169/26171 54.1 %
Total Votes	13986
YES	3468 24.80%
NO	10518 75.20%

Washington Roads Bridges		Total
Number of Precincts		2
Precincts Reporting		2 100.0 %
Times Counted		636/1075 59.2 %
Total Votes		612
FOR THE TAX LEVY		439 71.73%
AGAINST THE TAX LEVY		173 28.27%

Defiance County MRDD

	Total
Number of Precincts	33
Precincts Reporting	33 100.0 %
Times Counted	14169/26171 54.1 %
Total Votes	13929
FOR THE TAX LEVY	10687 76.72%
AGAINST THE TAX LEVY	3242 23.28%

Sherwood Advisory		Total
Number of Precincts		1
Precincts Reporting		1 100.0 %
Times Counted		253/522 48.5 %
Total Votes		251
YES		135 53.78%
NO		116 46.22%

Defiance County 911

	Total
Number of Precincts	33
Precincts Reporting	33 100.0 %
Times Counted	14169/26171 54.1 %
Total Votes	13830
FOR THE TAX LEVY	9166 66.28%
AGAINST THE TAX LEVY	4664 33.72%

Ayersville Local Schools		Total
Number of Precincts		5
Precincts Reporting		5 100.0 %
Times Counted		1685/2837 59.4 %
Total Votes		1670
FOR THE TAX LEVY		906 54.25%
AGAINST THE TAX LEVY		764 45.75%

e kgb
JW
Log's
PNL

Date: 11/20/18
Time: 12:23:13
Page: 3 of 3

Election Summary Report
DEFIANCE COUNTY GENERAL ELECTION November 6, 2018
Summary For Jurisdiction Wide, All Counters, All Races
Defiance County Official Canvass

Registered Voters 26171 - Cards Cast 14169 54.14% Num. Report Precinct 33 - Num. Reporting 33 100.00%

Central Local Schools	
Total	7
Number of Precincts Reporting	7 100.0 %
Times Counted	2256/3909 57.7 %
Total Votes	2228
FOR THE TAX	1021 45.83%
AGAINST THE TAX	1207 54.17%

Northeastern Local Schools	
Total	8
Number of Precincts Reporting	8 100.0 %
Times Counted	2788/4562 61.1 %
Total Votes	2744
FOR THE TAX LEVY	1817 66.22%
AGAINST THE TAX LEVY	927 33.78%


ADAMHS Board	
Total	33
Number of Precincts Reporting	33 100.0 %
Times Counted	14169/26171 54.1 %
Total Votes	13862
FOR THE TAX LEVY	9653 69.64%
AGAINST THE TAX LEVY	4209 30.36%


Handwritten signatures:
 JFW
 LCB
 DND

Official Certification of Results of the November 6, 2018 General Election Signature Form

We, the undersigned Members of the Board of Elections of Defiance County, do hereby certify the validity and accuracy of the Official Election Results (county specific and most-populous; if applicable) and the Supplemental Reports for Absentee Ballots and Provisional Ballots (in lieu of signing individual reports) that have been electronically submitted to the Secretary of State's Office.


IN WITNESS WHEREOF, we have subscribed our names officially at Defiance, Ohio this 20th day of November, 2018.



Board Chairperson


Board Member


Board Member


Board Member


Director (Attest)


Deputy Director (Attest)

This signature form for the purpose of certifying the validity and accuracy of the Official Election Results (county specific and most-populous; if applicable) must be submitted via email to Allison Scott at Ascott@ohiosecretaryofstate.gov by November 28, 2018. The signature form must be signed by the Director, Deputy Director, and each Board Member present for the official canvass.